



THE ART STATION
Growth & Healing Through the Creative Arts

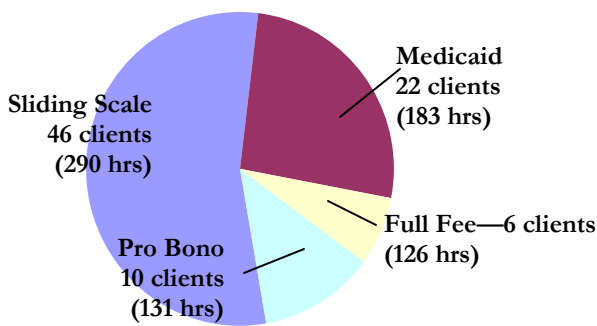
2006 ANNUAL REPORT

The Art Station is pleased to provide our board members, collaborating organizations, clients and their families, current and potential funding agencies, and other interested community members with our 2006 Annual Report. Data presented represents our fiscal year, January to December 2006. We are excited about the significant growth of our agency over the past year. Thank you for your support in helping us bring art therapy to the community.

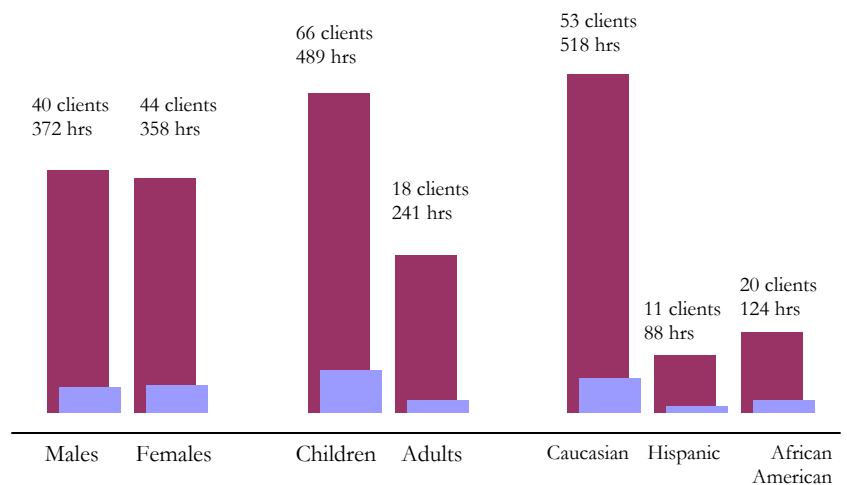
CLINICAL ART THERAPY

CLIENTS, BILLING & CLIENT HOURS

CLIENT DEMOGRAPHIC INFORMATION



Total Number of Clients = 84
Total Number of Client Hours = 730

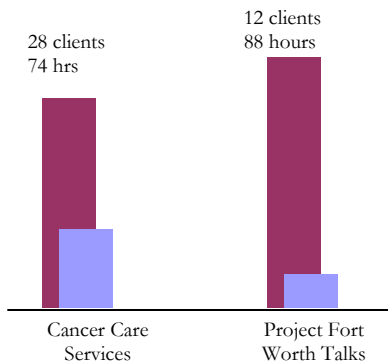


<p>Total Revenue for Clinical Art Therapy - \$30,408</p> <ul style="list-style-type: none"> • Sliding Scale Revenue - \$14,125 • Medicaid Revenue - \$9,945 • Full Fee - \$6,338 	<p>Total Value of Donated Services - \$9,810</p> <p>Average Client Fee/Session - \$51.12</p> <p>Average Client Hours/Client - 8.69 hrs</p>
---	--

COMMUNITY ART THERAPY

VOLUNTEER PROGRAMS

SPONSORED PROGRAMS



Total Number of Clients = 40
Total Number of Client Hours = 162

- Cancer Care Services Harmony Retreat (20 clients - 40 client hours)
- Cancer Care Services Kamp Kaleidoscope (40 clients - 640 client hours)
- Cook Children's Medical Center Camp O'Hana (25 clients - 50 client hours)
- Cultural Center of the Americas Program (67 clients - 110 client hours)
- Garden Terrace Alzheimer's Center Art Therapy (28 clients - 79 client hours)
- I Have a Dream Foundation Summer Program (11 clients - 88 client hours)
- LBC PTA - All Church Home Summer Program (18 clients - 216 client hours)
- Mental Health Connection Camp Colonial (19 clients - 19 client hours)
- Winfree Academy Creative Arts Program (60 clients - 960 client hours)

Total Number of Clients = 288
Total Number of Client Hours = 2202

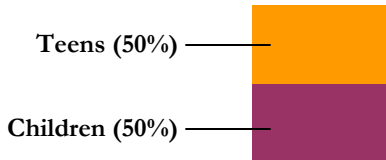
Total Value of Donated Services - \$2,545	Total Revenue for Community Art Therapy - \$31,572
---	--

CREATIVE ARTS PROGRAM

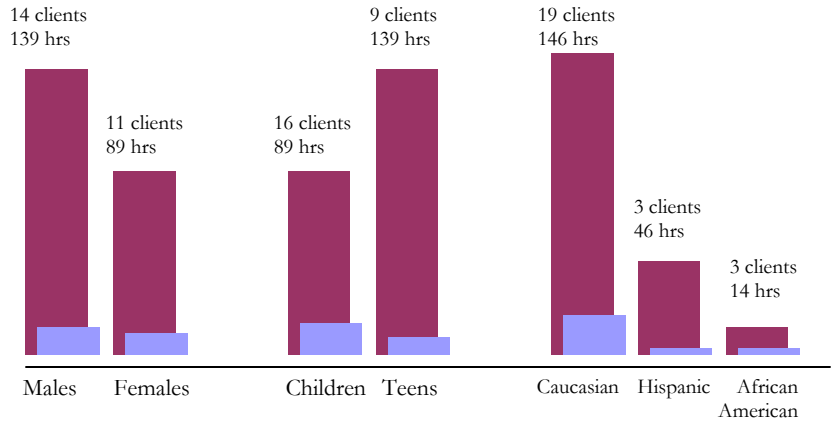
CLIENTS & CLIENT HOURS

Total Number of Clients = 25
Total Number of Client Hours = 228

Open Studio Revenue - \$2,645



DEMOGRAPHIC INFORMATION



Total Revenue for Creative Arts Program - \$3,175 Total Value of Donated Services - \$960

- Children's Open Studio - \$1,325
- Teen Open Studio - \$1,320
- Summer Program - \$530

Average Client Fee/Session - \$18.14
Average Client Hours/Client - 9.12 hrs

WORKSHOPS & GROUPS

MANDALA WORKSHOP

Total Number of Clients = 2
Total Number of Client Hours = 16



LIVE OUT LOUD WOMEN'S GROUP

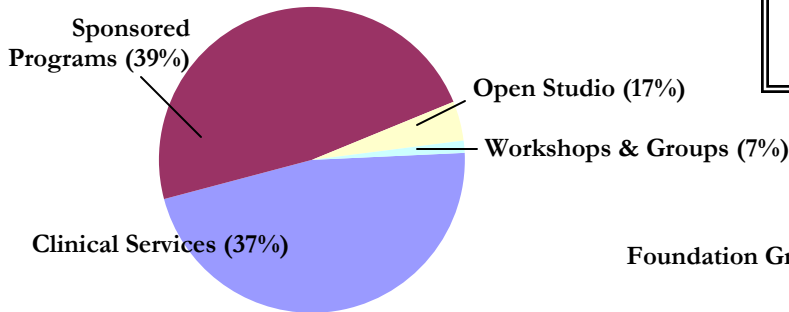
Total Number of Clients = 5
Total Number of Client Hours = 8

Total Revenue for Workshops - \$275

Total Revenue for Groups - \$160

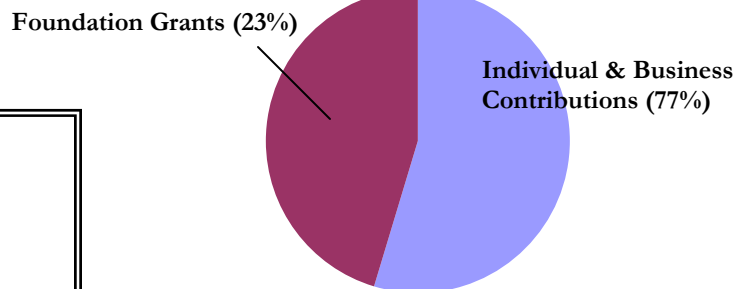
FUNDING INFORMATION

FEE-BASED REVENUE



Fee-Based Revenue - \$65,590
Grants & Contributions - \$83,209
Total Revenue - \$148,799

GRANTS & CONTRIBUTIONS



THE ART STATION
1616 PARK PLACE AVENUE
FORT WORTH, TEXAS 76110
(817)921-2401
WWW.THEARTSTATION.ORG