



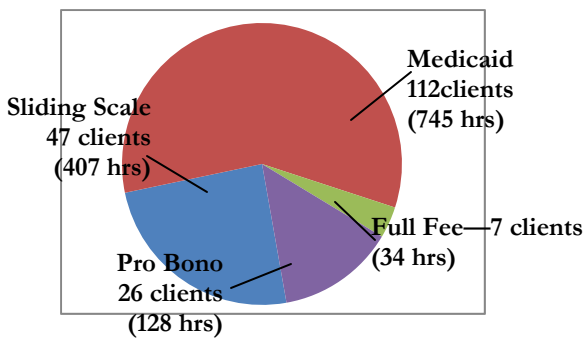
THE ART STATION
Growth & Healing Through the Creative Arts

2008 ANNUAL REPORT

The Art Station is pleased to provide our board members, collaborating organizations, clients and their families, current and potential funding agencies, and other interested community members with our 2008 Annual Report. Data presented represents our fiscal year, January to December 2008. We are excited about the significant growth of our agency over the past year. Thank you for your support in helping us bring art therapy to the community.

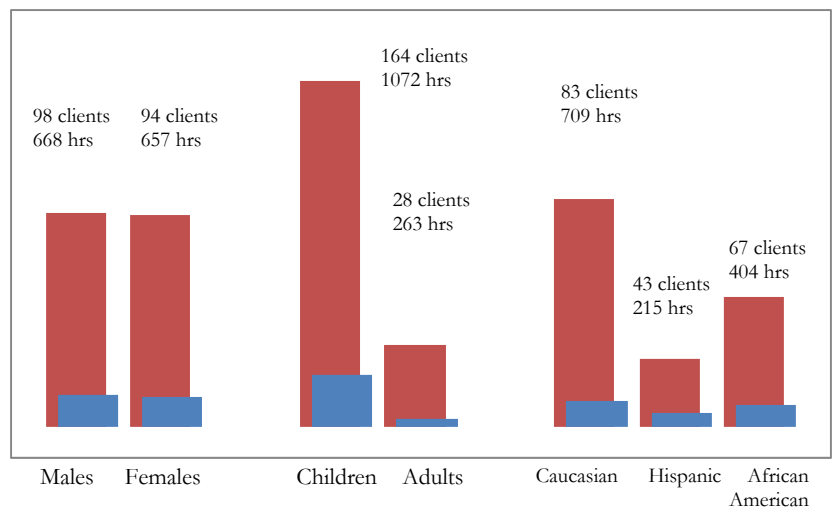
CLINICAL ART THERAPY

CLIENTS, BILLING & CLIENT HOURS

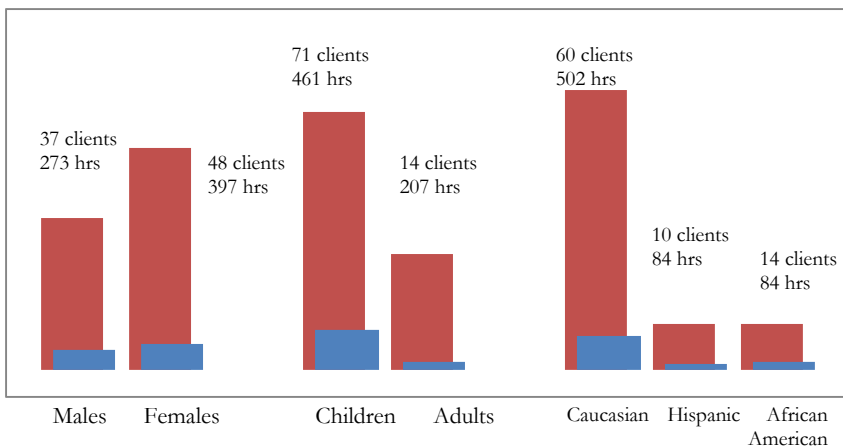


Total Number of Clients = 192
Total Number of Client Hours = 1314

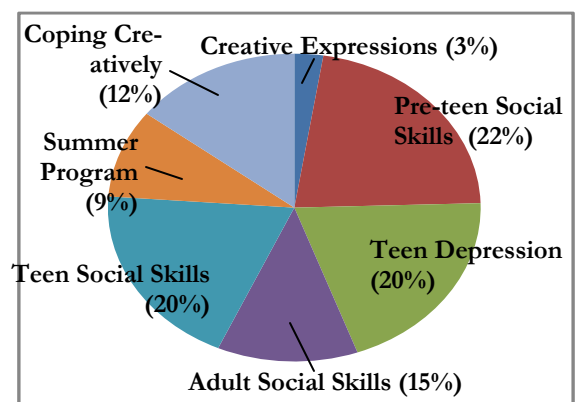
CLIENT DEMOGRAPHIC INFORMATION—INDIVIDUAL



CLIENT DEMOGRAPHIC INFORMATION—GROUP



GROUP THERAPY PROGRAM REVENUE



Total Group Revenue = \$13244

Total Revenue for Clinical Art Therapy - \$65,847

- Sliding Scale Revenue - \$21,328
- Medicaid Revenue - \$41,459
- Full Fee - \$3060

Total Value of Donated Services - \$8960

Average Client Fee/Session - \$50.11
Average Client Hours/Client - 6.84 hrs

COMMUNITY ART THERAPY

SPONSORED PROGRAMS

- Cancer Care Services Harmony Retreat (18 clients - 54 client hours)
- Cancer Care Services Kamp Kaleidoscope (43 clients - 172 client hours)
- Cook Children’s Medical Center Camp O’Hana (25 clients - 50 client hours)
- Cultural Center of the Americas Program (112 clients - 180 client hours)
- Down Syndrome Guild Summer Program (12 clients - 36 client hours)
- East Fort Worth Montessori School (15 clients - 135 client hours)
- FEAT-NT Summer Program (6 clients - 36 client hours)
- Green Oaks School (45 clients - 405 client hours)
- Johnson County Juvenile Services (125 clients - 375 client hours)
- Lake Worth ISD (225 clients - 1150 client hours)
- Life Point, Inc. (4 clients - 92 client hours)
- Project: Fort Worth Talks (35 clients - 184 client hours)
- Tarrant County Juvenile Services (25 clients - 100 client hours)
- Winfree Academy Creative Arts Program (240 clients - 4320 client hours)

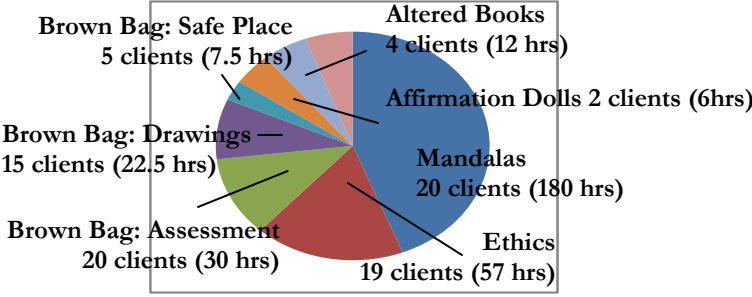
Total Number of Clients = 805
 Total Number of Client Hours = 2923

 Total Revenue for Community Art Therapy - \$54,464

PROFESSIONAL WORKSHOPS

Total Number of Clients = 83
 Total Number of Client Hours = 315

 Total Revenue for Workshops - \$4430

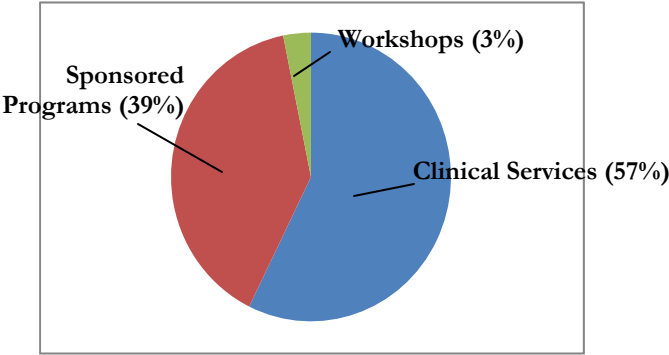


FUNDING INFORMATION

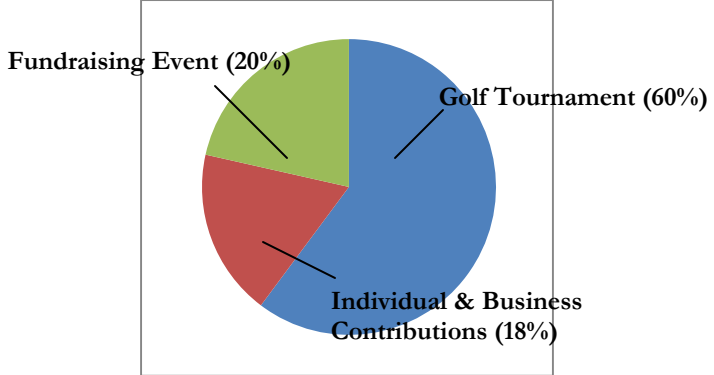
FEE-BASED REVENUE

Fee-Based Revenue - \$137,984
 Grants & Contributions - \$102,244

Total Revenue - \$240,228



GRANTS & CONTRIBUTIONS



THE ART STATION
 1616 PARK PLACE AVENUE
 FORT WORTH, TEXAS 76110
 (817)921-2401
 WWW.THEARTSTATION.ORG